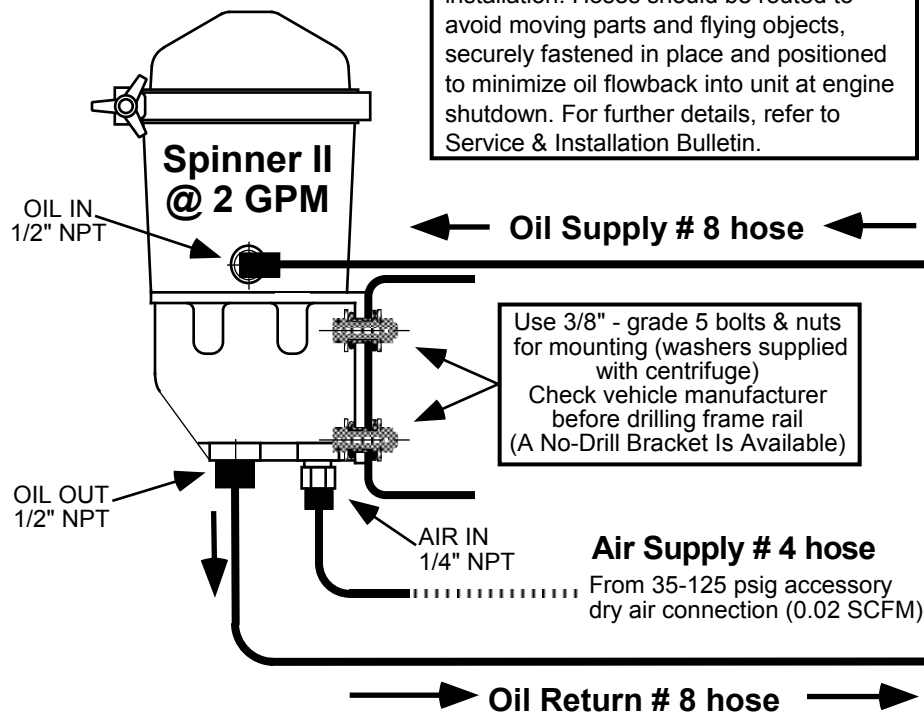


The Mack E7 engine is factory-equipped with a Centri-Max™ engine-mounted centrifugal bypass oil cleaner, with performance traits similar to that of the Spinner II Oil Cleaning Centrifuge. Customers wishing to employ the remote-mounted Spinner II centrifuge must ensure that the Centri-Max oil supply and return ports are properly plugged.

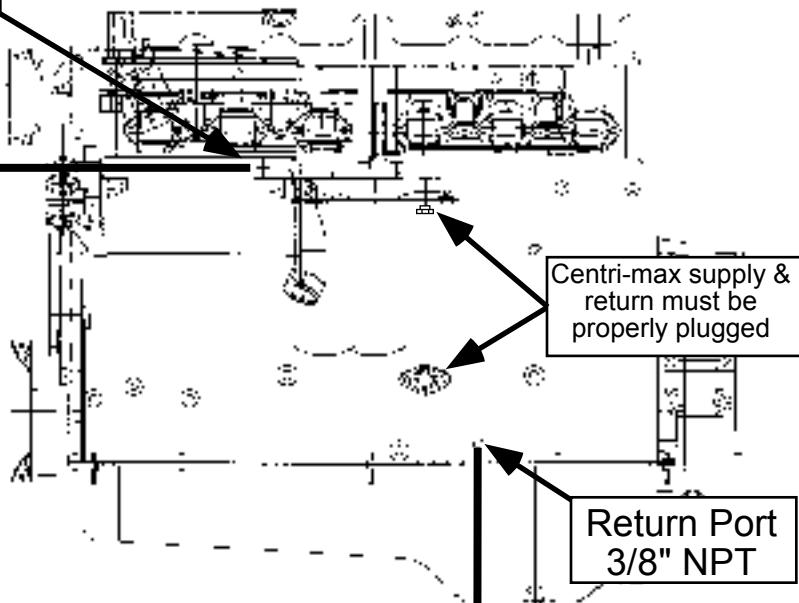
Supply oil to the Spinner II from the 1/2" port as shown, and return to the 3/8" port in the block.

The Spinner II unit should be securely mounted to the frame rail or other firm support. A spacer, Spinner II Part No. 70845, is available for inside frame rail installation. Hoses should be routed to avoid moving parts and flying objects, securely fastened in place and positioned to minimize oil flowback into unit at engine shutdown. For further details, refer to Service & Installation Bulletin.



Supply Port
1/2" NPT

Mack E7 Engine



Use 3/8" - grade 5 bolts & nuts for mounting (washers supplied with centrifuge)
Check vehicle manufacturer before drilling frame rail (A No-Drill Bracket Is Available)

To the best of our knowledge, this information is accurate and will provide safe and efficient operation of both the Spinner II centrifuge and the engine. Engines and options are subject to change. If you experience any problems with installation or operation, please contact your Spinner II Distributor or call our customer service department, at the following toll-free phone number: 800-231-7746.

INSTALLATION BULLETIN

SPINNER II®

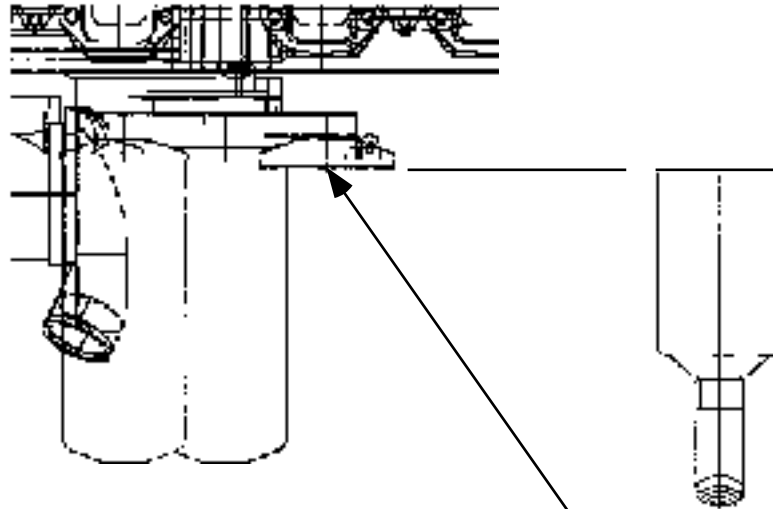
Spinner II Products / T. F. Hudgins, Incorporated
Houston, Texas 77292-0946

drawn sr	checked	approved
-------------	---------	----------

1	Verified Model Info	29 Aug 02	TXB
rev	change	date	by

Spinner II SE Centrifuge Installation on Mack E7 Engines (Models prior to Oct 2002)

project	date © 14 Jul 1994	dwg A1-5079-1
---------	-----------------------	-------------------------



Remove Centri-Max housing, drain, rotor and spindle

Filter Head Used when factory installs SpII: 27GB348M

Install Bolt, Lockwasher & Washer here

TO MAKE RETROFIT IN FIELD:

Return Cover Plate: 332GB232 (use silicone sealant)

Return Cover Plate Bolts (2 req'd): 66AM2

Supply Path Blocker: Parker 600-0101-1/2 stat-o-seal
 1/2" washer, narrow style (1"OD, 0.53 ID)
 1/2" lockwasher, regular
 1/2-16 UN-2A Capscrew*, 1.25" long
 (install lockwasher next to bolt head)

TIFCO PN	
	xxxxx
	54610
	54340
	xxxxx

* British Std Fine Thread
 Bayou City Bolt: Sean/747-9944/\$3 each qty <100

A1-5079-0